

Training - Sektorzeiten & Speeds

Gruppe G LG 7 bis LG 5 - Klasse 1

	30m	30m-60m	Sektor 3	Sektor 4	Ziel-Speed	Laufzeit	Speed (Lauf)
666 BLÄSIUS Michelle		BMW 316i Compact		DEU			
Lauf 1:	* ()	* ()	* ()	* ()	118.31 km/h (1)	01:24.320 (1)	87.52 km/h
Lauf 2:	00:03.013 (1)	00:01.852 (1)	* ()	* ()	114.92 km/h (1)	01:23.532 (1)	88.35 km/h
Lauf 3:	00:02.929 (1)	00:01.811 (1)	00:56.023 (1)	00:22.872 (1)	119.07 km/h (1)	01:23.635 (1)	88.24 km/h
Lauf 4:	00:02.923 (1)	00:01.792 (1)	00:55.146 (1)	00:22.656 (1)	119.83 km/h (1)	01:22.517 (1)	89.44 km/h

Gruppe N,R1,CTC/CGT bis 1400 ccm - Klasse 4

	30m	30m-60m	Sektor 3	Sektor 4	Ziel-Speed	Laufzeit	Speed (Lauf)
659 SCHMIDT Boris		Citroën AX GTI		DEU			
Lauf 1:	00:02.951 (2)	00:01.732 (3)	* ()	* ()	118.24 km/h (1)	01:25.648 (3)	86.17 km/h
Lauf 2:	00:02.871 (3)	00:01.694 (1)	* ()	* ()	119.88 km/h (2)	01:23.679 (2)	88.19 km/h
Lauf 3:	00:02.916 (4)	00:01.690 (2)	00:54.635 (2)	00:23.251 (2)	119.18 km/h (2)	01:22.492 (2)	89.46 km/h
Lauf 4:	00:02.857 (2)	00:01.683 (2)	* ()	* ()	120.72 km/h (2)	01:22.622 (2)	89.32 km/h
660 ZAHN Daniel		Citroën AX GTI		DEU			
Lauf 1:	00:03.025 (3)	00:01.700 (2)	* ()	* ()	117.78 km/h (2)	01:25.240 (2)	86.58 km/h
Lauf 2:	00:02.842 (2)	00:01.712 (3)	* ()	* ()	116.56 km/h (3)	01:24.868 (3)	86.96 km/h
Lauf 3:	00:02.889 (3)	00:01.740 (3)	00:56.995 (3)	00:24.045 (3)	117.55 km/h (3)	01:25.669 (3)	86.15 km/h
Lauf 4:	00:02.958 (4)	00:01.756 (3)	* ()	* ()	120.66 km/h (3)	01:25.231 (3)	86.59 km/h
661 ZAHN Rüdiger		Citroën AX GTI		DEU			
Lauf 1:	00:02.827 (1)	00:01.691 (1)	* ()	* ()	114.63 km/h (4)	01:23.016 (1)	88.90 km/h
Lauf 2:	00:02.836 (1)	00:01.705 (2)	* ()	* ()	120.12 km/h (1)	01:21.795 (1)	90.23 km/h
Lauf 3:	00:02.770 (2)	00:01.660 (1)	00:54.060 (1)	00:23.091 (1)	119.83 km/h (1)	01:21.581 (1)	90.46 km/h
Lauf 4:	00:02.776 (1)	00:01.670 (1)	00:54.038 (1)	00:22.796 (1)	121.88 km/h (1)	01:21.280 (1)	90.80 km/h
662 BOCH Heinz-Peter		Peugeot 106 Rallye		DEU			
Lauf 1:	* ()	* ()	* ()	* ()	117.00 km/h (3)	01:27.744 (4)	84.11 km/h
Lauf 2:	00:02.921 (4)	00:01.894 (4)	* ()	* ()	115.65 km/h (4)	01:26.610 (4)	85.21 km/h
Lauf 3:	00:02.769 (1)	00:01.869 (4)	00:59.004 (4)	00:25.073 (4)	114.97 km/h (4)	01:28.715 (4)	83.19 km/h
Lauf 4:	00:02.942 (3)	00:01.951 (4)	00:58.584 (2)	00:24.436 (2)	117.46 km/h (4)	01:27.913 (4)	83.95 km/h

Gruppe N,R1,CTC/CGT über 2000 ccm - Klasse 7

	30m	30m-60m	Sektor 3	Sektor 4	Ziel-Speed	Laufzeit	Speed (Lauf)
657 SCHMITZ Herbert		Opel Astra GSI		DEU			
Lauf 1:	00:03.016 (1)	00:01.421 (1)	* ()	* ()	136.04 km/h (1)	01:14.581 (1)	98.95 km/h
Lauf 2:	00:02.786 (1)	00:01.425 (1)	* ()	* ()	135.53 km/h (1)	01:12.485 (1)	101.81 km/h
Lauf 3:	00:02.830 (1)	00:01.450 (1)	00:47.922 (1)	00:22.023 (1)	116.80 km/h (1)	01:14.225 (1)	99.43 km/h
Lauf 4:	* ()	* ()	* ()	* ()	* ()	DNS ()	*

DNS = nicht gestartet | DNF = ausgefallen | DNC = nicht gewertet | DSQ = disqualifiziert



Training - Sektorzeiten & Speeds

Gruppe A,R2,R3,F,CTC/CGT bis 1400 ccm - Klasse 8


	30m	30m-60m	Sektor 3	Sektor 4	Ziel-Speed	Laufzeit	Speed (Lauf)
650 MASLONKA Robert	VW Polo 86c 2f		DEU				
Lauf 1:	00:02.849 (2)	00:01.673 (3)	* ()	* ()	128.07 km/h (2)	01:16.970 (1)	95.88 km/h
Lauf 2:	00:02.713 (2)	00:01.642 (3)	* ()	* ()	118.41 km/h (3)	01:17.129 (2)	95.68 km/h
Lauf 3:	00:02.738 (2)	00:01.651 (3)	00:50.911 (3)	00:21.661 (1)	126.79 km/h (3)	01:16.961 (3)	95.89 km/h
Lauf 4:	00:02.714 (1)	00:01.635 (2)	* ()	* ()	126.33 km/h (2)	01:17.136 (2)	95.68 km/h
653 STELBERG Thomas	VW Polo 86		DEU				
Lauf 1:	00:03.007 (3)	00:01.565 (2)	* ()	* ()	127.39 km/h (3)	01:19.625 (2)	92.68 km/h
Lauf 2:	00:02.988 (3)	00:01.490 (1)	* ()	* ()	128.37 km/h (2)	01:18.159 (3)	94.42 km/h
Lauf 3:	00:02.965 (3)	00:01.461 (1)	00:50.294 (2)	00:21.824 (3)	128.86 km/h (2)	01:16.544 (2)	96.42 km/h
Lauf 4:	00:02.880 (2)	00:01.446 (1)	00:50.371 (1)	00:21.663 (1)	129.68 km/h (1)	01:16.360 (1)	96.65 km/h
654 SCHRÖDER Detlef	VW Polo Typ 86		DEU				
Lauf 1:	00:02.745 (1)	00:01.534 (1)	* ()	* ()	130.97 km/h (1)	01:20.606 (3)	91.56 km/h
Lauf 2:	00:02.708 (1)	00:01.505 (2)	* ()	* ()	131.38 km/h (1)	01:14.351 (1)	99.26 km/h
Lauf 3:	00:02.629 (1)	00:01.538 (2)	00:49.416 (1)	00:21.696 (2)	131.15 km/h (1)	01:15.279 (1)	98.04 km/h
Lauf 4:	* ()	* ()	* ()	* ()	* ()	DNS ()	*

Gruppe A,R2,R3,F,CTC/CGT bis 1600 ccm - Klasse 9

	30m	30m-60m	Sektor 3	Sektor 4	Ziel-Speed	Laufzeit	Speed (Lauf)
633 FLADUNG Ralf	Peugeot 207 Sport		DEU				
Lauf 1:	00:02.786 (2)	00:01.446 (1)	* ()	* ()	136.77 km/h (1)	01:15.305 (1)	98.00 km/h
Lauf 2:	00:02.856 (5)	00:01.475 (2)	* ()	* ()	139.88 km/h (2)	01:13.096 (1)	100.96 km/h
Lauf 3:	00:02.856 (4)	00:01.526 (2)	00:49.107 (2)	00:21.320 (2)	137.39 km/h (2)	01:14.809 (2)	98.65 km/h
Lauf 4:	00:02.814 (4)	00:01.506 (2)	00:47.970 (1)	00:20.672 (1)	140.53 km/h (1)	01:12.962 (2)	101.15 km/h
636 KAISER Christoph	Suzuki Swift Sport		DEU				
Lauf 1:	00:02.785 (1)	00:01.600 (4)	* ()	* ()	126.96 km/h (4)	01:21.389 (5)	90.68 km/h
Lauf 2:	00:02.805 (4)	00:01.577 (4)	* ()	* ()	127.95 km/h (5)	01:17.982 (6)	94.64 km/h
Lauf 3:	00:02.753 (1)	00:01.582 (4)	00:51.437 (6)	00:22.434 (6)	128.97 km/h (5)	01:18.206 (6)	94.37 km/h
Lauf 4:	00:02.775 (1)	00:01.618 (6)	00:51.158 (4)	00:22.362 (4)	127.81 km/h (6)	01:17.913 (6)	94.72 km/h
637 HILDNER Florian	Ford Fiesta		DEU				
Lauf 1:	00:03.486 (6)	00:01.617 (5)	* ()	* ()	114.06 km/h (7)	01:21.602 (6)	90.44 km/h
Lauf 2:	00:02.764 (1)	00:01.411 (1)	* ()	* ()	141.60 km/h (1)	01:13.535 (2)	100.36 km/h
Lauf 3:	00:02.775 (2)	00:01.444 (1)	00:48.824 (1)	00:20.658 (1)	143.95 km/h (1)	01:13.701 (1)	100.13 km/h
Lauf 4:	00:02.782 (2)	00:01.451 (1)	* ()	* ()	138.88 km/h (2)	01:12.876 (1)	101.27 km/h
639 RAUCH Rolf	Honda Civic		DEU				
Lauf 1:	00:02.927 (4)	00:01.621 (6)	* ()	* ()	116.93 km/h (5)	01:19.362 (4)	92.99 km/h
Lauf 2:	00:02.792 (2)	00:01.610 (6)	* ()	* ()	126.86 km/h (6)	01:16.746 (5)	96.16 km/h
Lauf 3:	00:02.797 (3)	00:01.586 (5)	00:49.688 (3)	00:21.446 (3)	128.82 km/h (6)	01:15.517 (3)	97.73 km/h
Lauf 4:	00:02.812 (3)	00:01.606 (5)	00:49.909 (3)	00:21.461 (3)	128.53 km/h (5)	01:15.788 (4)	97.38 km/h

DNS = nicht gestartet | DNF = ausgefallen | DNC = nicht gewertet | DSQ = disqualifiziert





24. Int. ADAC Ibergrennen

29. - 30. Juni 2019

MC Heilbad Heiligenstadt e.V. im ADAC

37308 Heilbad Heiligenstadt

Strecke: L2022 in Richtung Kalteneber - Länge 2,050 km

Deutsche Automobil-Berg-Meisterschaft / DMSB Automobil-Berg-Cup
KW Berg-Cup / KW Berg-Cup National / NSU Bergpokal im KW Berg-Cup

DMSB

Reg. Nr. 19-2019

Training - Sektorzeiten & Speeds

	30m	30m-60m	Sektor 3	Sektor 4	Ziel-Speed	Laufzeit	Speed (Lauf)
641 FECHTER Jürgen		Ford Fiesta		DEU			
Lauf 1:	00:02.989 (5)	00:01.599 (3)	* ()	* ()	129.97 km/h (3)	01:19.101 (3)	93.30 km/h
Lauf 2:	00:02.877 (6)	00:01.486 (3)	* ()	* ()	133.02 km/h (4)	01:14.934 (3)	98.49 km/h
Lauf 3:	00:02.864 (5)	00:01.569 (3)	00:50.177 (4)	00:21.686 (5)	130.42 km/h (4)	01:16.296 (4)	96.73 km/h
Lauf 4:	00:02.818 (5)	00:01.552 (3)	00:49.877 (2)	00:21.206 (2)	131.45 km/h (4)	01:15.453 (3)	97.81 km/h
643 DETZNER Henryk		Skoda Felicia 1.6		DEU			
Lauf 1:	00:03.631 (7)	00:01.866 (7)	* ()	* ()	116.90 km/h (6)	01:25.914 (7)	85.90 km/h
Lauf 2:	00:03.304 (7)	00:01.822 (7)	* ()	* ()	* ()	01:24.607 (7)	87.23 km/h
Lauf 3:	00:03.279 (7)	00:01.832 (7)	00:56.734 (7)	00:23.453 (7)	117.11 km/h (7)	01:25.298 (7)	86.52 km/h
Lauf 4:	00:03.397 (7)	00:01.855 (7)	00:56.450 (5)	00:23.204 (5)	117.35 km/h (7)	01:24.906 (7)	86.92 km/h
644 RAUCH Marco		Honda Civic		DEU			
Lauf 1:	00:02.862 (3)	00:01.589 (2)	* ()	* ()	132.83 km/h (2)	01:17.016 (2)	95.82 km/h
Lauf 2:	00:02.803 (3)	00:01.593 (5)	* ()	* ()	133.73 km/h (3)	01:15.655 (4)	97.55 km/h
Lauf 3:	00:02.954 (6)	00:01.615 (6)	00:50.412 (5)	00:21.510 (4)	132.30 km/h (3)	01:16.491 (5)	96.48 km/h
Lauf 4:	00:02.831 (6)	00:01.570 (4)	* ()	* ()	133.03 km/h (3)	01:16.220 (5)	96.82 km/h

Gruppe A,R2,R3,F,CTC/CGT bis 2000 ccm - Klasse 10

	30m	30m-60m	Sektor 3	Sektor 4	Ziel-Speed	Laufzeit	Speed (Lauf)
611 NEU Kai		Ford Focus 2.0		DEU			
Lauf 1:	00:02.964 (5)	00:01.374 (1)	* ()	* ()	152.09 km/h (3)	01:07.799 (1)	108.85 km/h
Lauf 2:	00:02.932 (5)	00:01.375 (2)	* ()	* ()	151.39 km/h (4)	01:07.703 (3)	109.01 km/h
Lauf 3:	00:02.890 (6)	00:01.383 (3)	00:43.639 (3)	00:19.681 (1)	149.15 km/h (3)	01:07.593 (3)	109.18 km/h
Lauf 4:	00:02.999 (7)	00:01.380 (3)	00:43.187 (2)	00:19.515 (1)	150.87 km/h (3)	01:07.081 (3)	110.02 km/h
612 GOLDBACH Markus		Renault Wiebe Megane Coupe		DEU			
Lauf 1:	00:02.779 (2)	00:01.374 (1)	* ()	* ()	155.19 km/h (1)	01:08.348 (2)	107.98 km/h
Lauf 2:	00:02.862 (4)	00:01.385 (3)	* ()	* ()	155.60 km/h (1)	01:07.314 (2)	109.64 km/h
Lauf 3:	00:02.861 (4)	00:01.376 (1)	00:43.398 (2)	00:19.889 (2)	154.39 km/h (1)	01:07.524 (2)	109.29 km/h
Lauf 4:	00:02.627 (1)	00:01.350 (1)	* ()	* ()	151.67 km/h (2)	01:06.260 (1)	111.38 km/h
615 KRAUS Martin		VW Polo G60		DEU			
Lauf 1:	00:02.758 (1)	00:01.419 (4)	* ()	* ()	145.46 km/h (5)	01:10.054 (4)	105.35 km/h
Lauf 2:	00:02.623 (1)	00:01.389 (4)	* ()	* ()	144.50 km/h (5)	01:09.697 (4)	105.89 km/h
Lauf 3:	00:02.862 (5)	00:01.433 (5)	00:45.389 (5)	00:20.178 (4)	144.37 km/h (5)	01:09.862 (4)	105.64 km/h
Lauf 4:	00:02.640 (2)	00:01.410 (5)	00:47.429 (4)	00:20.408 (3)	143.49 km/h (5)	01:11.887 (5)	102.66 km/h
616 VEIT Kevin		Renault Megane Cup		DEU			
Lauf 1:	00:02.881 (4)	00:01.384 (3)	00:44.727 (1)	00:20.366 (1)	154.17 km/h (2)	01:09.358 (3)	106.40 km/h
Lauf 2:	00:02.716 (2)	00:01.359 (1)	* ()	* ()	152.73 km/h (2)	01:07.298 (1)	109.66 km/h
Lauf 3:	00:02.847 (3)	00:01.380 (2)	00:43.019 (1)	00:20.001 (3)	152.84 km/h (2)	01:07.247 (1)	109.74 km/h
Lauf 4:	00:02.704 (3)	00:01.356 (2)	00:42.936 (1)	00:19.708 (2)	153.83 km/h (1)	01:06.704 (2)	110.64 km/h

DNS = nicht gestartet | DNF = ausgefallen | DNC = nicht gewertet | DSQ = disqualifiziert



www.berg-zeitnahme.de

Seite: 3 / 17



Training - Sektorzeiten & Speeds

	30m	30m-60m	Sektor 3	Sektor 4	Ziel-Speed	Laufzeit	Speed (Lauf)
618 PAULA Marcel	BMW E36 NHM 318ti		DEU				
Lauf 1:	00:03.509 (7)	00:01.783 (7)	* ()	* ()	119.34 km/h (7)	01:30.773 (7)	81.30 km/h
Lauf 2:	00:03.172 (7)	00:01.778 (7)	* ()	* ()	118.89 km/h (7)	01:29.608 (7)	82.36 km/h
Lauf 3:	00:02.789 (2)	00:01.673 (7)	00:57.550 (7)	00:24.430 (7)	121.99 km/h (7)	01:26.442 (7)	85.38 km/h
Lauf 4:	00:02.854 (6)	00:01.650 (7)	* ()	* ()	123.53 km/h (6)	01:24.445 (6)	87.39 km/h
620 FAULHABER Sophia	Honda Civic Type R		DEU				
Lauf 1:	00:02.979 (6)	00:01.460 (5)	* ()	* ()	149.77 km/h (4)	01:15.373 (5)	97.91 km/h
Lauf 2:	00:02.947 (6)	00:01.479 (5)	* ()	* ()	152.11 km/h (3)	01:10.784 (5)	104.26 km/h
Lauf 3:	00:02.912 (7)	00:01.423 (4)	00:45.167 (4)	00:20.851 (5)	148.55 km/h (4)	01:10.353 (5)	104.90 km/h
Lauf 4:	00:02.814 (5)	00:01.409 (4)	00:45.557 (3)	00:20.908 (4)	150.13 km/h (4)	01:10.688 (4)	104.40 km/h
624 HESS Mario	Opel Astra Gsi		DEU				
Lauf 1:	00:02.808 (3)	00:01.541 (6)	* ()	* ()	137.61 km/h (6)	01:15.743 (6)	97.43 km/h
Lauf 2:	00:02.805 (3)	00:01.496 (6)	* ()	* ()	140.38 km/h (6)	01:13.574 (6)	100.31 km/h
Lauf 3:	00:02.734 (1)	00:01.551 (6)	00:48.327 (6)	00:20.965 (6)	138.64 km/h (6)	01:13.577 (6)	100.30 km/h
Lauf 4:	00:02.747 (4)	00:01.546 (6)	00:55.649 (5)	00:25.094 (5)	87.10 km/h (7)	01:25.036 (7)	86.79 km/h

Gruppe A,R2,R3,F,CTC/CGT über 2000 ccm - Klasse 11

	30m	30m-60m	Sektor 3	Sektor 4	Ziel-Speed	Laufzeit	Speed (Lauf)
601 UENZEN Nikolas	BMW E36 NHM M3		DEU				
Lauf 1:	00:02.844 (5)	00:01.410 (4)	* ()	* ()	143.73 km/h (4)	01:11.490 (3)	103.23 km/h
Lauf 2:	00:02.785 (6)	00:01.372 (4)	* ()	* ()	150.51 km/h (3)	01:09.407 (3)	106.33 km/h
Lauf 3:	00:02.616 (4)	00:01.399 (4)	00:45.239 (4)	00:20.465 (4)	150.99 km/h (4)	01:09.719 (4)	105.85 km/h
Lauf 4:	00:02.374 (4)	00:01.338 (3)	00:44.235 (2)	00:19.806 (2)	152.88 km/h (3)	01:07.753 (3)	108.93 km/h
602 EHRMANN Pascal	Peugeot 207 RC		AUT				
Lauf 1:	00:02.860 (6)	00:01.595 (6)	* ()	* ()	133.15 km/h (5)	01:15.115 (5)	98.25 km/h
Lauf 2:	00:02.708 (5)	00:01.565 (6)	* ()	* ()	132.54 km/h (6)	01:14.056 (5)	99.65 km/h
Lauf 3:	00:02.717 (6)	00:01.607 (6)	00:48.830 (6)	00:21.260 (5)	133.26 km/h (5)	01:14.414 (5)	99.17 km/h
Lauf 4:	00:02.714 (5)	00:01.561 (6)	00:48.486 (5)	00:21.458 (4)	132.17 km/h (5)	01:14.219 (5)	99.44 km/h
603 BRÖKER Lars	Mitsubishi Lancer		DEU				
Lauf 1:	00:02.781 (3)	00:01.353 (3)	* ()	* ()	171.26 km/h (1)	01:06.354 (1)	111.22 km/h
Lauf 2:	00:02.639 (3)	00:01.275 (2)	* ()	* ()	168.83 km/h (1)	01:05.013 (1)	113.52 km/h
Lauf 3:	00:02.710 (5)	00:01.279 (3)	00:42.550 (1)	00:18.718 (1)	170.71 km/h (1)	01:05.257 (1)	113.09 km/h
Lauf 4:	00:02.265 (2)	00:01.195 (1)	* ()	* ()	170.74 km/h (1)	01:04.109 (1)	115.12 km/h
604 MALSCH Sebastian	Mini Cooper S		DEU				
Lauf 1:	00:02.810 (4)	00:01.448 (5)	* ()	* ()	132.34 km/h (6)	01:15.406 (6)	97.87 km/h
Lauf 2:	00:02.701 (4)	00:01.490 (5)	* ()	* ()	132.94 km/h (5)	01:14.385 (6)	99.21 km/h
Lauf 3:	00:02.614 (3)	00:01.476 (5)	00:48.596 (5)	00:22.241 (6)	128.09 km/h (6)	01:14.927 (6)	98.50 km/h
Lauf 4:	00:02.911 (6)	00:01.486 (5)	00:48.277 (4)	00:21.816 (5)	131.54 km/h (6)	01:14.490 (6)	99.07 km/h


DNS = nicht gestartet | DNF = ausgefallen | DNC = nicht gewertet | DSQ = disqualifiziert



Training - Sektorzeiten & Speeds

	30m	30m-60m	Sektor 3	Sektor 4	Ziel-Speed	Laufzeit	Speed (Lauf)
605 HERGET Roland		Mitsubishi CT9A		DEU			
Lauf 1:	00:02.491 (2)	00:01.271 (2)	* ()	* ()	158.21 km/h (2)	01:08.956 (2)	107.02 km/h
Lauf 2:	00:02.053 (1)	00:01.200 (1)	* ()	* ()	158.44 km/h (2)	01:06.424 (2)	111.10 km/h
Lauf 3:	00:02.085 (1)	00:01.207 (1)	00:43.494 (2)	00:19.912 (2)	154.47 km/h (3)	01:06.698 (2)	110.65 km/h
Lauf 4:	00:02.159 (1)	00:01.208 (2)	00:43.598 (1)	00:19.470 (1)	157.45 km/h (2)	01:06.435 (2)	111.09 km/h
606 VOGT Albert		Subaru Impreza GC8		DEU			
Lauf 1:	00:02.190 (1)	00:01.240 (1)	* ()	* ()	154.65 km/h (3)	01:13.275 (4)	100.72 km/h
Lauf 2:	00:02.313 (2)	00:01.359 (3)	* ()	* ()	147.99 km/h (4)	01:10.259 (4)	105.04 km/h
Lauf 3:	00:02.147 (2)	00:01.263 (2)	00:45.074 (3)	00:20.022 (3)	154.82 km/h (2)	01:08.506 (3)	107.73 km/h
Lauf 4:	00:02.285 (3)	00:01.363 (4)	00:45.972 (3)	00:19.902 (3)	148.97 km/h (4)	01:09.522 (4)	106.15 km/h
Gruppe E1-FIA,E1-BERG,H,FS,CTC/CGT NSU Berg-Pokal - Klasse 12							
	30m	30m-60m	Sektor 3	Sektor 4	Ziel-Speed	Laufzeit	Speed (Lauf)
501 STEINERT Karsten		NSU Steinert 67		DEU			
Lauf 1:	00:02.442 (2)	00:01.815 (13)	* ()	* ()	135.47 km/h (2)	01:13.910 (3)	99.85 km/h
Lauf 2:	* ()	* ()	* ()	* ()	* ()	DNS ()	*
Lauf 3:	00:02.377 (2)	00:01.479 (4)	00:47.805 (1)	00:21.060 (4)	135.18 km/h (1)	01:12.721 (2)	101.48 km/h
Lauf 4:	* ()	* ()	* ()	* ()	* ()	DNS ()	*
504 SZOTT Roman		NSU TT		DEU			
Lauf 1:	00:02.520 (4)	00:01.543 (9)	* ()	* ()	120.86 km/h (12)	01:26.351 (12)	85.47 km/h
Lauf 2:	00:02.565 (6)	00:01.579 (11)	* ()	* ()	120.83 km/h (11)	01:25.270 (11)	86.55 km/h
Lauf 3:	00:02.630 (10)	00:01.584 (10)	00:55.123 (10)	00:24.727 (10)	119.49 km/h (10)	01:24.064 (10)	87.79 km/h
Lauf 4:	00:02.652 (9)	00:01.570 (10)	00:55.619 (8)	00:24.507 (8)	119.79 km/h (10)	01:24.348 (10)	87.49 km/h
510 HOFMANN Steffen		NSU TT RPM / Davidovic		DEU			
Lauf 1:	00:02.855 (11)	00:01.351 (1)	* ()	* ()	141.15 km/h (1)	01:10.356 (1)	104.90 km/h
Lauf 2:	00:02.735 (10)	00:01.329 (1)	* ()	* ()	141.53 km/h (1)	01:09.512 (1)	106.17 km/h
Lauf 3:	* ()	* ()	* ()	* ()	* ()	DNS ()	*
Lauf 4:	00:02.677 (10)	00:01.367 (1)	00:45.065 (1)	00:19.973 (1)	142.49 km/h (1)	01:09.082 (1)	106.83 km/h
511 STEINWAND Manfred		NSU TT		DEU			
Lauf 1:	00:02.978 (13)	00:01.575 (11)	* ()	* ()	122.29 km/h (11)	01:23.578 (11)	88.30 km/h
Lauf 2:	00:02.852 (11)	00:01.563 (10)	* ()	* ()	122.57 km/h (10)	01:22.667 (10)	89.27 km/h
Lauf 3:	* ()	* ()	* ()	* ()	* ()	DNS ()	*
Lauf 4:	* ()	* ()	* ()	* ()	* ()	DNS ()	*
513 SCHWALBE Wolfgang		NSU TT		DEU			
Lauf 1:	00:02.367 (1)	00:01.514 (8)	* ()	* ()	128.62 km/h (7)	01:19.599 (9)	92.71 km/h
Lauf 2:	00:02.368 (1)	00:01.457 (4)	* ()	* ()	127.75 km/h (7)	01:17.910 (7)	94.72 km/h
Lauf 3:	00:02.371 (1)	00:01.483 (5)	00:51.489 (9)	00:22.782 (9)	129.77 km/h (6)	01:18.125 (9)	94.46 km/h
Lauf 4:	00:02.383 (2)	00:01.519 (8)	00:51.419 (7)	00:22.635 (7)	129.96 km/h (5)	01:17.956 (8)	94.67 km/h

DNS = nicht gestartet | DNF = ausgefallen | DNC = nicht gewertet | DSQ = disqualifiziert



24. Int. ADAC Ibergrennen

29. - 30. Juni 2019

MC Heilbad Heiligenstadt e.V. im ADAC

37308 Heilbad Heiligenstadt

Strecke: L2022 in Richtung Kalteneber - Länge 2,050 km

Deutsche Automobil-Berg-Meisterschaft / DMSB Automobil-Berg-Cup
KW Berg-Cup / KW Berg-Cup National / NSU Bergpokal im KW Berg-Cup

DMSB

Reg. Nr. 19-2019

Training - Sektorzeiten & Speeds

	30m	30m-60m	Sektor 3	Sektor 4	Ziel-Speed	Laufzeit	Speed (Lauf)
514 REICH Andreas		NSU Reich TT		DEU			
Lauf 1:	00:02.550 (8)	00:01.490 (6)	* ()	* ()	125.53 km/h (8)	01:18.448 (7)	94.08 km/h
Lauf 2:	00:02.560 (5)	00:01.502 (7)	* ()	* ()	129.92 km/h (6)	01:15.833 (6)	97.32 km/h
Lauf 3:	00:02.577 (9)	00:01.499 (7)	00:49.530 (6)	00:21.048 (3)	129.95 km/h (5)	01:14.654 (6)	98.86 km/h
Lauf 4:	00:02.601 (8)	00:01.509 (7)	00:49.398 (5)	00:20.915 (3)	129.53 km/h (6)	01:14.423 (6)	99.16 km/h
515 SCHINDLER Uwe		NSU TT KWR		DEU			
Lauf 1:	00:02.502 (3)	00:01.470 (5)	* ()	* ()	132.15 km/h (3)	01:13.354 (2)	100.61 km/h
Lauf 2:	00:02.484 (2)	00:01.427 (3)	* ()	* ()	130.91 km/h (3)	01:12.532 (2)	101.75 km/h
Lauf 3:	00:02.401 (3)	00:01.443 (2)	00:48.411 (3)	00:20.866 (2)	130.80 km/h (4)	01:13.121 (3)	100.93 km/h
Lauf 4:	00:02.379 (1)	00:01.440 (3)	* ()	* ()	130.21 km/h (4)	01:12.650 (2)	101.58 km/h
517 VOGEL Michael		NSU TT Davidovic		DEU			
Lauf 1:	00:02.655 (10)	00:01.557 (10)	* ()	* ()	124.82 km/h (9)	01:18.768 (8)	93.69 km/h
Lauf 2:	00:02.612 (8)	00:01.550 (9)	* ()	* ()	123.81 km/h (9)	01:18.129 (8)	94.46 km/h
Lauf 3:	00:02.547 (7)	00:01.552 (9)	00:51.296 (7)	00:22.593 (8)	124.51 km/h (9)	01:17.988 (7)	94.63 km/h
Lauf 4:	00:02.551 (4)	00:01.556 (9)	* ()	* ()	123.12 km/h (9)	01:18.239 (9)	94.33 km/h
522 KRSTOFIAK Thomas		NSU 1200c KWR		DEU			
Lauf 1:	00:02.520 (4)	00:01.450 (3)	* ()	* ()	129.99 km/h (5)	01:15.007 (6)	98.39 km/h
Lauf 2:	00:02.594 (7)	00:01.464 (5)	* ()	* ()	130.34 km/h (5)	01:13.908 (4)	99.85 km/h
Lauf 3:	00:02.528 (5)	00:01.464 (3)	00:48.839 (5)	00:21.218 (5)	131.52 km/h (3)	01:14.049 (5)	99.66 km/h
Lauf 4:	00:02.597 (7)	00:01.470 (4)	00:48.781 (4)	00:21.133 (4)	132.06 km/h (2)	01:13.981 (4)	99.76 km/h
523 KLEINEBERG Frank		NSU TT		DEU			
Lauf 1:	00:02.533 (6)	00:01.452 (4)	* ()	* ()	128.78 km/h (6)	01:14.603 (5)	98.92 km/h
Lauf 2:	00:02.524 (4)	00:01.479 (6)	* ()	* ()	130.65 km/h (4)	01:14.517 (5)	99.04 km/h
Lauf 3:	00:02.567 (8)	00:01.487 (6)	00:48.559 (4)	00:21.354 (6)	129.69 km/h (7)	01:13.967 (4)	99.77 km/h
Lauf 4:	00:02.581 (5)	00:01.482 (5)	00:48.686 (3)	00:21.478 (5)	128.58 km/h (7)	01:14.227 (5)	99.42 km/h
524 SCHÄF Uwe		NSU TTS		DEU			
Lauf 1:	00:02.534 (7)	00:01.498 (7)	* ()	* ()	124.77 km/h (10)	01:20.894 (10)	91.23 km/h
Lauf 2:	00:02.613 (9)	00:01.530 (8)	* ()	* ()	125.93 km/h (8)	01:19.009 (9)	93.41 km/h
Lauf 3:	00:02.535 (6)	00:01.505 (8)	00:51.434 (8)	00:22.519 (7)	124.88 km/h (8)	01:17.993 (8)	94.62 km/h
Lauf 4:	00:02.595 (6)	00:01.502 (6)	00:50.840 (6)	00:22.108 (6)	125.84 km/h (8)	01:17.045 (7)	95.79 km/h
525 SCHWARZ Christoph		NSU TT KWR Typ 67		DEU			
Lauf 1:	00:02.594 (9)	00:01.441 (2)	* ()	* ()	131.69 km/h (4)	01:14.099 (4)	99.60 km/h
Lauf 2:	00:02.501 (3)	00:01.420 (2)	* ()	* ()	131.60 km/h (2)	01:13.197 (3)	100.82 km/h
Lauf 3:	00:02.459 (4)	00:01.422 (1)	00:47.825 (2)	00:20.724 (1)	132.61 km/h (2)	01:12.430 (1)	101.89 km/h
Lauf 4:	00:02.538 (3)	00:01.427 (2)	00:48.323 (2)	00:20.907 (2)	130.80 km/h (3)	01:13.195 (3)	100.83 km/h
530 WALLSTEIN Bernd		NSU TTS		DEU			
Lauf 1:	00:02.948 (12)	00:01.698 (12)	* ()	* ()	114.85 km/h (13)	01:27.972 (13)	83.89 km/h
Lauf 2:	00:02.921 (12)	00:01.670 (12)	* ()	* ()	112.40 km/h (12)	01:26.921 (12)	84.90 km/h
Lauf 3:	00:03.029 (11)	00:01.767 (11)	00:59.430 (11)	00:25.678 (11)	110.68 km/h (11)	01:29.904 (11)	82.09 km/h
Lauf 4:	00:03.000 (11)	00:01.695 (11)	00:57.949 (9)	00:25.236 (9)	114.08 km/h (11)	01:27.880 (11)	83.98 km/h

DNS = nicht gestartet | DNF = ausgefallen | DNC = nicht gewertet | DSQ = disqualifiziert



www.berg-zeitnahme.de

Seite: 6 / 17



Training - Sektorzeiten & Speeds

Gruppe E1-FIA,E1-BERG,H,FS,CTC/CGT bis 1150 ccm - Klasse 13

	30m	30m-60m	Sektor 3	Sektor 4	Ziel-Speed	Laufzeit	Speed (Lauf)
444 STEGMANN Tobias	Schneider Audi 50 8V		DEU				
Lauf 1:	00:02.700 (1)	00:01.457 (3)	* ()	* ()	136.68 km/h (2)	01:12.385 (2)	101.95 km/h
Lauf 2:	00:02.643 (1)	00:01.411 (3)	* ()	* ()	* ()	DNF ()	*
Lauf 3:	* ()	* ()	* ()	* ()	* ()	DNS ()	*
Lauf 4:	* ()	* ()	* ()	* ()	* ()	DNS ()	*
446 DAVIDOVIC Jörg	NSU Davidovic TT 16V Evo2		DEU				
Lauf 1:	00:03.119 (4)	00:01.660 (4)	* ()	* ()	135.06 km/h (3)	01:15.238 (3)	98.09 km/h
Lauf 2:	00:02.711 (4)	00:01.410 (2)	* ()	* ()	137.53 km/h (2)	01:12.061 (2)	102.41 km/h
Lauf 3:	00:02.856 (3)	00:01.460 (2)	00:46.683 (2)	00:20.666 (2)	137.59 km/h (3)	01:11.665 (2)	102.98 km/h
Lauf 4:	* ()	* ()	* ()	* ()	* ()	DNS ()	*
448 DEUTSCH Bernd	Schneider Audi 50 86		DEU				
Lauf 1:	00:02.808 (3)	00:01.450 (2)	01:24.357 (1)	00:11.334 (1)	126.60 km/h (4)	01:17.281 (4)	95.50 km/h
Lauf 2:	00:02.675 (3)	00:01.465 (4)	* ()	* ()	137.05 km/h (3)	01:14.592 (3)	98.94 km/h
Lauf 3:	00:02.702 (2)	00:01.476 (3)	00:47.468 (3)	00:20.767 (3)	137.65 km/h (2)	01:12.413 (3)	101.92 km/h
Lauf 4:	00:02.887 (1)	00:01.517 (1)	00:48.109 (1)	00:20.964 (1)	137.24 km/h (1)	01:13.477 (1)	100.44 km/h
451 SCHNEIDER Jürgen	VW Schneider Polo 16V		DEU				
Lauf 1:	00:02.762 (2)	00:01.392 (1)	* ()	* ()	145.86 km/h (1)	01:09.968 (1)	105.48 km/h
Lauf 2:	00:02.661 (2)	00:01.355 (1)	* ()	* ()	148.76 km/h (1)	01:08.586 (1)	107.60 km/h
Lauf 3:	00:02.649 (1)	00:01.367 (1)	00:44.437 (1)	00:19.899 (1)	146.26 km/h (1)	01:08.352 (1)	107.97 km/h
Lauf 4:	* ()	* ()	* ()	* ()	* ()	DNS ()	*

Gruppe E1-FIA,E1-BERG,H,FS,CTC/CGT bis 1400 ccm - Klasse 14

	30m	30m-60m	Sektor 3	Sektor 4	Ziel-Speed	Laufzeit	Speed (Lauf)
399 ELLER Hans Peter	VW Scirocco		DEU				
Lauf 1:	00:02.661 (6)	00:01.324 (2)	* ()	* ()	162.33 km/h (1)	01:03.921 (1)	115.46 km/h
Lauf 2:	00:02.676 (6)	00:01.316 (2)	00:40.740 (1)	00:18.424 (1)	161.25 km/h (1)	01:03.156 (1)	116.85 km/h
Lauf 3:	00:02.637 (9)	00:01.310 (2)	00:40.735 (1)	00:18.330 (1)	163.05 km/h (1)	01:03.012 (1)	117.12 km/h
Lauf 4:	00:02.572 (3)	00:01.284 (2)	00:40.067 (1)	00:18.105 (1)	162.33 km/h (1)	01:02.028 (1)	118.98 km/h
400 WEISSDORN Franz	VW Polo		DEU				
Lauf 1:	00:02.578 (2)	00:01.263 (1)	* ()	* ()	156.40 km/h (2)	01:04.647 (2)	114.16 km/h
Lauf 2:	00:02.503 (1)	00:01.288 (1)	00:41.714 (2)	00:18.782 (2)	157.32 km/h (3)	01:04.287 (2)	114.80 km/h
Lauf 3:	00:02.478 (1)	00:01.251 (1)	00:42.027 (2)	00:18.702 (2)	158.39 km/h (2)	01:04.458 (2)	114.49 km/h
Lauf 4:	00:02.463 (1)	00:01.268 (1)	00:42.017 (2)	00:18.849 (2)	155.78 km/h (3)	01:04.597 (2)	114.25 km/h
401 ABB Nils	VW Schneider Polo II 8V		DEU				
Lauf 1:	00:02.812 (10)	00:01.411 (10)	* ()	* ()	144.52 km/h (7)	01:08.985 (7)	106.98 km/h
Lauf 2:	00:02.733 (10)	00:01.389 (9)	00:45.111 (7)	00:19.514 (5)	145.51 km/h (6)	01:08.747 (7)	107.35 km/h
Lauf 3:	00:02.692 (10)	00:01.378 (9)	00:44.777 (6)	00:19.466 (4)	144.90 km/h (7)	01:08.313 (6)	108.03 km/h
Lauf 4:	00:02.614 (6)	00:01.364 (6)	00:44.371 (6)	00:19.155 (4)	145.84 km/h (5)	01:07.504 (5)	109.33 km/h

DNS = nicht gestartet | DNF = ausgefallen | DNC = nicht gewertet | DSQ = disqualifiziert



Training - Sektorzeiten & Speeds

	30m	30m-60m	Sektor 3	Sektor 4	Ziel-Speed	Laufzeit	Speed (Lauf)
403 PRÖSCHEL Thomas	VW Schneider Corrado		DEU				
Lauf 1:	00:02.615 (5)	00:01.358 (6)	* ()	* ()	155.59 km/h (3)	01:08.863 (5)	107.17 km/h
Lauf 2:	00:02.553 (2)	00:01.319 (5)	00:43.901 (3)	00:19.121 (3)	157.58 km/h (2)	01:06.894 (3)	110.32 km/h
Lauf 3:	00:02.594 (6)	00:01.350 (6)	00:42.928 (3)	00:19.028 (3)	157.85 km/h (3)	01:05.900 (3)	111.99 km/h
Lauf 4:	00:02.663 (10)	00:01.379 (9)	00:43.048 (3)	00:18.972 (3)	157.30 km/h (2)	01:06.062 (3)	111.71 km/h
404 LOHMANN Frank	VW Polo 86C 8V		DEU				
Lauf 1:	00:02.565 (1)	00:01.342 (4)	* ()	* ()	144.22 km/h (8)	01:08.969 (6)	107.00 km/h
Lauf 2:	00:02.723 (7)	00:01.410 (10)	00:44.745 (6)	00:19.684 (7)	145.42 km/h (7)	01:08.562 (6)	107.64 km/h
Lauf 3:	00:02.534 (3)	00:01.349 (5)	00:44.023 (4)	00:19.622 (5)	145.75 km/h (6)	01:07.528 (4)	109.29 km/h
Lauf 4:	00:02.629 (7)	00:01.399 (11)	00:44.118 (5)	00:19.684 (5)	145.49 km/h (6)	01:07.830 (6)	108.80 km/h
407 HÜLSMANN Markus	VW Golf 1 16V		DEU				
Lauf 1:	00:02.709 (8)	00:01.329 (3)	* ()	* ()	149.47 km/h (4)	01:08.034 (3)	108.48 km/h
Lauf 2:	00:02.725 (8)	00:01.317 (3)	00:44.434 (5)	00:19.559 (6)	149.99 km/h (4)	01:08.035 (5)	108.47 km/h
Lauf 3:	00:02.617 (7)	00:01.312 (3)	00:44.066 (5)	00:19.823 (7)	150.48 km/h (4)	01:07.818 (5)	108.82 km/h
Lauf 4:	00:02.653 (8)	00:01.319 (4)	00:43.486 (4)	00:19.691 (6)	152.25 km/h (4)	01:07.149 (4)	109.90 km/h
408 WINKLER Stefan	Fiat 127		DEU				
Lauf 1:	00:02.859 (11)	00:01.375 (8)	* ()	* ()	142.34 km/h (11)	01:11.025 (9)	103.91 km/h
Lauf 2:	00:02.845 (11)	00:01.377 (7)	00:46.634 (10)	00:20.154 (9)	142.70 km/h (10)	01:11.010 (10)	103.93 km/h
Lauf 3:	00:02.593 (5)	00:01.356 (7)	00:45.249 (10)	00:19.878 (8)	142.97 km/h (9)	01:09.076 (9)	106.84 km/h
Lauf 4:	00:02.613 (5)	00:01.357 (5)	00:45.107 (7)	00:19.956 (7)	140.89 km/h (10)	01:09.033 (8)	106.91 km/h
412 MEURER Karlheinz	VW Weißdorn Polo C86		DEU				
Lauf 1:	00:02.702 (7)	00:01.485 (11)	* ()	* ()	142.40 km/h (10)	01:14.880 (11)	98.56 km/h
Lauf 2:	00:02.592 (4)	00:01.363 (6)	00:49.410 (11)	00:21.059 (11)	140.85 km/h (11)	01:14.424 (11)	99.16 km/h
Lauf 3:	00:02.835 (12)	00:01.422 (11)	00:48.734 (11)	00:20.601 (11)	141.61 km/h (11)	01:13.592 (11)	100.28 km/h
Lauf 4:	00:02.720 (11)	00:01.383 (10)	00:48.347 (10)	00:20.642 (10)	140.84 km/h (11)	01:13.092 (11)	100.97 km/h
415 VOIGT Walter	VW Weißdorn Polo 86c 16 V		DEU				
Lauf 1:	00:02.754 (9)	00:01.371 (7)	* ()	* ()	147.27 km/h (5)	01:13.293 (10)	100.69 km/h
Lauf 2:	00:02.726 (9)	00:01.438 (11)	00:46.112 (9)	00:20.438 (10)	147.20 km/h (5)	01:10.714 (9)	104.36 km/h
Lauf 3:	00:02.626 (8)	00:01.406 (10)	00:45.053 (9)	00:20.349 (10)	147.98 km/h (5)	01:09.434 (10)	106.29 km/h
Lauf 4:	00:02.655 (9)	00:01.376 (8)	00:45.959 (9)	00:20.418 (9)	144.80 km/h (7)	01:10.408 (10)	104.82 km/h
420 MÜLLER Nico	VW Weißdorn Polo 16V		DEU				
Lauf 1:	00:02.598 (4)	00:01.354 (5)	* ()	* ()	143.82 km/h (9)	01:08.048 (4)	108.45 km/h
Lauf 2:	00:02.557 (3)	00:01.317 (3)	00:44.055 (4)	00:19.501 (4)	144.48 km/h (8)	01:07.430 (4)	109.45 km/h
Lauf 3:	00:02.555 (4)	00:01.339 (4)	00:44.867 (7)	00:19.911 (9)	142.45 km/h (10)	01:08.672 (7)	107.47 km/h
Lauf 4:	00:02.590 (4)	00:01.314 (3)	* ()	* ()	144.09 km/h (8)	01:08.510 (7)	107.72 km/h
422 MARKERT Jasmin	VW Schneider Polo 8V		DEU				
Lauf 1:	00:03.058 (12)	00:01.701 (12)	* ()	* ()	120.59 km/h (12)	01:34.448 (12)	78.14 km/h
Lauf 2:	00:03.089 (12)	00:01.759 (12)	01:01.447 (12)	00:25.447 (12)	122.68 km/h (12)	01:31.742 (12)	80.44 km/h
Lauf 3:	00:02.818 (11)	00:01.646 (12)	00:57.510 (12)	00:24.580 (12)	125.29 km/h (12)	01:26.554 (12)	85.26 km/h
Lauf 4:	00:02.902 (12)	00:01.648 (12)	* ()	* ()	126.88 km/h (12)	01:25.033 (12)	86.79 km/h

DNS = nicht gestartet | DNF = ausgefallen | DNC = nicht gewertet | DSQ = disqualifiziert





24. Int. ADAC Ibergrennen

29. - 30. Juni 2019

MC Heilbad Heiligenstadt e.V. im ADAC

37308 Heilbad Heiligenstadt

Strecke: L2022 in Richtung Kalteneber - Länge 2,050 km

Deutsche Automobil-Berg-Meisterschaft / DMSB Automobil-Berg-Cup
KW Berg-Cup / KW Berg-Cup National / NSU Bergpokal im KW Berg-Cup

DMSB

Reg. Nr. 19-2019

Training - Sektorzeiten & Speeds

	30m	30m-60m	Sektor 3	Sektor 4	Ziel-Speed	Laufzeit	Speed (Lauf)
423 D'ACRI Stefano		Peugeot 106 Rally		DEU			
Lauf 1:	00:02.597 (3)	00:01.401 (9)	* ()	* ()	146.36 km/h (6)	01:10.074 (8)	105.32 km/h
Lauf 2:	00:02.598 (5)	00:01.388 (8)	00:45.267 (8)	00:19.718 (8)	144.34 km/h (9)	01:08.971 (8)	107.00 km/h
Lauf 3:	00:02.516 (2)	00:01.356 (7)	00:45.005 (8)	00:19.804 (6)	143.90 km/h (8)	01:08.681 (8)	107.45 km/h
Lauf 4:	00:02.513 (2)	00:01.369 (7)	00:45.191 (8)	00:20.011 (8)	142.82 km/h (9)	01:09.084 (9)	106.83 km/h

Gruppe E1-FIA,E1-BERG,H,FS,CTC/CGT bis 1600 ccm - Klasse 15

	30m	30m-60m	Sektor 3	Sektor 4	Ziel-Speed	Laufzeit	Speed (Lauf)
362 MAIER Helmut		VW Spiess Golf 16 V		AUT			
Lauf 1:	00:02.769 (5)	00:01.315 (2)	* ()	* ()	157.35 km/h (3)	01:08.917 (5)	107.09 km/h
Lauf 2:	00:02.685 (4)	00:01.289 (2)	00:43.642 (4)	00:19.624 (5)	159.12 km/h (3)	01:07.240 (4)	109.76 km/h
Lauf 3:	00:02.725 (6)	00:01.292 (3)	00:43.642 (5)	00:19.420 (4)	158.08 km/h (3)	01:07.079 (5)	110.02 km/h
Lauf 4:	00:02.736 (6)	00:01.306 (3)	00:53.758 (8)	00:08.706 (1)	158.27 km/h (3)	01:06.506 (4)	110.97 km/h
365 FAULHABER Stefan		Opel Minichberger Kadett 16V		DEU			
Lauf 1:	00:02.329 (1)	* ()	* ()	* ()	163.87 km/h (2)	01:03.458 (2)	116.30 km/h
Lauf 2:	00:02.273 (1)	00:01.169 (1)	00:40.450 (2)	00:18.437 (1)	161.87 km/h (2)	01:02.329 (1)	118.40 km/h
Lauf 3:	00:02.194 (1)	00:01.281 (1)	00:40.144 (2)	00:18.245 (1)	162.72 km/h (2)	01:01.864 (1)	119.29 km/h
Lauf 4:	00:02.272 (1)	00:01.166 (1)	00:40.332 (2)	00:18.379 (3)	162.72 km/h (2)	01:02.149 (2)	118.75 km/h
368 HEINDRICHS Andy		Opel Wiebe Corsa 16V RR		DEU			
Lauf 1:	00:02.657 (3)	00:01.304 (1)	* ()	* ()	156.74 km/h (4)	01:05.193 (3)	113.20 km/h
Lauf 2:	00:02.697 (5)	00:01.328 (4)	00:41.666 (3)	00:19.053 (4)	155.16 km/h (4)	01:04.744 (3)	113.99 km/h
Lauf 3:	00:02.629 (5)	00:01.310 (5)	00:41.514 (3)	00:18.818 (3)	155.84 km/h (4)	01:04.271 (3)	114.83 km/h
Lauf 4:	00:02.665 (5)	00:01.320 (4)	00:41.381 (3)	00:18.702 (4)	157.18 km/h (4)	01:04.068 (3)	115.19 km/h
369 BUCK Erwin		VW Spiess Scirocco		DEU			
Lauf 1:	00:02.639 (2)	00:01.327 (3)	* ()	* ()	164.89 km/h (1)	01:03.370 (1)	116.46 km/h
Lauf 2:	00:02.594 (2)	00:01.300 (3)	00:40.039 (1)	00:18.471 (2)	164.61 km/h (1)	01:02.404 (2)	118.26 km/h
Lauf 3:	00:02.502 (2)	00:01.309 (4)	00:39.617 (1)	00:18.541 (2)	163.83 km/h (1)	01:01.969 (2)	119.09 km/h
Lauf 4:	00:02.524 (2)	00:01.282 (2)	00:39.564 (1)	00:18.348 (2)	163.66 km/h (1)	01:01.718 (1)	119.58 km/h
371 BILEN Sarp		VW Golf 2		DEU			
Lauf 1:	00:02.772 (6)	00:01.391 (5)	* ()	* ()	152.35 km/h (5)	01:08.704 (4)	107.42 km/h
Lauf 2:	00:02.848 (8)	00:01.365 (6)	00:44.439 (5)	00:18.947 (3)	151.73 km/h (5)	01:07.599 (5)	109.17 km/h
Lauf 3:	00:02.612 (4)	00:01.285 (2)	00:43.180 (4)	00:19.867 (5)	140.78 km/h (6)	01:06.944 (4)	110.24 km/h
Lauf 4:	00:02.587 (4)	00:01.370 (6)	00:44.025 (4)	00:18.940 (5)	149.19 km/h (5)	01:06.922 (5)	110.28 km/h
372 EIGL Lukas		Opel Corsa A GSI 16V		DEU			
Lauf 1:	00:02.842 (7)	00:01.588 (7)	* ()	* ()	144.95 km/h (6)	01:16.141 (8)	96.93 km/h
Lauf 2:	00:02.763 (6)	00:01.561 (8)	* ()	* ()	144.94 km/h (6)	01:14.425 (7)	99.16 km/h
Lauf 3:	00:02.729 (7)	00:01.522 (7)	00:48.601 (6)	00:21.183 (7)	143.88 km/h (5)	01:14.035 (6)	99.68 km/h
Lauf 4:	00:02.759 (7)	00:01.495 (7)	00:47.437 (5)	00:21.204 (7)	144.52 km/h (6)	01:12.895 (6)	101.24 km/h

DNS = nicht gestartet | DNF = ausgefallen | DNC = nicht gewertet | DSQ = disqualifiziert



www.berg-zeitnahme.de

Seite: 9 / 17





24. Int. ADAC Ibergrennen

29. - 30. Juni 2019

MC Heilbad Heiligenstadt e.V. im ADAC

37308 Heilbad Heiligenstadt

Strecke: L2022 in Richtung Kalteneber - Länge 2,050 km

Deutsche Automobil-Berg-Meisterschaft / DMSB Automobil-Berg-Cup
KW Berg-Cup / KW Berg-Cup National / NSU Bergpokal im KW Berg-Cup

DMSB

Reg. Nr. 19-2019

Training - Sektorzeiten & Speeds

	30m	30m-60m	Sektor 3	Sektor 4	Ziel-Speed	Laufzeit	Speed (Lauf)
373 CHRISTALL Rene		Opel Corsa A 8V		DEU			
Lauf 1:	00:02.964 (8)	00:01.543 (6)	* ()	* ()	127.27 km/h (8)	01:16.059 (7)	97.03 km/h
Lauf 2:	00:02.796 (7)	00:01.517 (7)	00:49.794 (7)	00:21.163 (7)	129.08 km/h (8)	01:15.270 (8)	98.05 km/h
Lauf 3:	00:02.840 (8)	00:01.537 (8)	00:49.233 (8)	00:21.012 (6)	129.29 km/h (7)	01:14.622 (7)	98.90 km/h
Lauf 4:	00:02.827 (8)	00:01.523 (8)	00:48.896 (6)	00:20.946 (6)	124.55 km/h (7)	01:14.192 (7)	99.47 km/h
374 D'ACRI Francesco		Citroën Saxo VTS		DEU			
Lauf 1:	00:02.665 (4)	00:01.342 (4)	* ()	* ()	135.25 km/h (7)	01:13.602 (6)	100.27 km/h
Lauf 2:	00:02.636 (3)	00:01.340 (5)	00:46.522 (6)	00:21.102 (6)	144.76 km/h (7)	01:11.600 (6)	103.07 km/h
Lauf 3:	00:02.593 (3)	00:01.318 (6)	00:48.658 (7)	00:22.493 (8)	124.58 km/h (8)	01:15.062 (8)	98.32 km/h
Lauf 4:	00:02.581 (3)	00:01.320 (4)	00:51.993 (7)	00:22.648 (8)	106.16 km/h (8)	01:18.542 (8)	93.96 km/h
Gruppe E1-FIA,E1-BERG,H,FS,CTC/CGT bis 2000 ccm - Klasse 16							
	30m	30m-60m	Sektor 3	Sektor 4	Ziel-Speed	Laufzeit	Speed (Lauf)
300 WIEBE Björn		Renault Clio BTCC		DEU			
Lauf 1:	00:02.626 (5)	00:01.298 (4)	* ()	* ()	164.32 km/h (1)	01:02.815 (2)	117.49 km/h
Lauf 2:	00:02.673 (11)	00:01.314 (10)	00:39.583 (1)	00:18.070 (1)	164.21 km/h (2)	01:01.640 (1)	119.73 km/h
Lauf 3:	00:02.640 (11)	00:01.316 (13)	00:41.314 (5)	00:18.901 (5)	160.43 km/h (5)	01:04.171 (6)	115.01 km/h
Lauf 4:	00:02.492 (7)	00:01.245 (2)	* ()	* ()	165.77 km/h (1)	01:00.231 (1)	122.53 km/h
301 ORTH Patrick		BMW Gerent E30		DEU			
Lauf 1:	00:02.659 (7)	00:01.249 (1)	* ()	* ()	164.07 km/h (2)	01:02.426 (1)	118.22 km/h
Lauf 2:	00:02.629 (9)	00:01.238 (2)	00:39.690 (2)	00:18.213 (2)	165.07 km/h (1)	01:01.770 (2)	119.48 km/h
Lauf 3:	00:02.517 (4)	00:01.231 (2)	00:39.493 (1)	00:18.146 (1)	165.10 km/h (1)	01:01.387 (1)	120.22 km/h
Lauf 4:	00:02.779 (18)	00:01.306 (10)	* ()	* ()	164.45 km/h (2)	01:01.765 (2)	119.49 km/h
303 DÜMLER Christian		VW Golf		DEU			
Lauf 1:	00:02.883 (21)	00:01.412 (17)	* ()	* ()	163.47 km/h (4)	01:04.552 (4)	114.33 km/h
Lauf 2:	00:02.707 (12)	00:01.318 (11)	00:40.618 (3)	00:18.823 (5)	159.72 km/h (5)	01:03.466 (4)	116.28 km/h
Lauf 3:	00:02.710 (17)	00:01.320 (14)	00:41.263 (3)	00:18.818 (3)	160.55 km/h (4)	01:04.111 (5)	115.11 km/h
Lauf 4:	00:02.648 (12)	00:01.315 (11)	00:40.657 (1)	00:18.471 (1)	161.48 km/h (5)	01:03.091 (3)	116.97 km/h
306 FLIK Beatrice		Renault Megane Cup		DEU			
Lauf 1:	00:02.697 (11)	00:01.369 (13)	* ()	* ()	154.88 km/h (9)	01:10.407 (13)	104.82 km/h
Lauf 2:	00:02.615 (7)	00:01.335 (13)	00:44.520 (14)	00:19.411 (11)	156.51 km/h (8)	01:07.881 (13)	108.72 km/h
Lauf 3:	00:02.657 (13)	00:01.349 (16)	00:44.937 (14)	00:20.002 (14)	155.23 km/h (9)	01:08.945 (14)	107.04 km/h
Lauf 4:	00:02.710 (17)	00:01.341 (14)	00:44.403 (11)	00:19.876 (13)	154.33 km/h (10)	01:08.330 (13)	108.01 km/h
307 PLEIER Alexander		Opel Kadett C Coupé		DEU			
Lauf 1:	00:02.759 (15)	00:01.412 (17)	* ()	* ()	148.22 km/h (14)	01:07.709 (11)	109.00 km/h
Lauf 2:	00:02.616 (8)	00:01.370 (17)	00:43.223 (10)	00:19.837 (14)	145.97 km/h (15)	01:07.046 (11)	110.07 km/h
Lauf 3:	00:02.642 (12)	00:01.378 (18)	00:43.312 (11)	00:19.762 (12)	146.69 km/h (15)	01:07.094 (13)	109.99 km/h
Lauf 4:	00:02.625 (10)	00:01.376 (16)	00:43.488 (10)	00:19.682 (12)	147.40 km/h (14)	01:07.171 (12)	109.87 km/h


DNS = nicht gestartet | DNF = ausgefallen | DNC = nicht gewertet | DSQ = disqualifiziert



www.berg-zeitnahme.de

Seite: 10 / 17





24. Int. ADAC Ibergrennen

29. - 30. Juni 2019

MC Heilbad Heiligenstadt e.V. im ADAC

37308 Heilbad Heiligenstadt

Strecke: L2022 in Richtung Kalteneber - Länge 2,050 km

Deutsche Automobil-Berg-Meisterschaft / DMSB Automobil-Berg-Cup
KW Berg-Cup / KW Berg-Cup National / NSU Bergpokal im KW Berg-Cup

DMSB

Reg. Nr. 19-2019

Training - Sektorzeiten & Speeds

	30m	30m-60m	Sektor 3	Sektor 4	Ziel-Speed	Laufzeit	Speed (Lauf)
309 PAULICK Ralph		VW Golf 1 16V Minichberger		DEU			
Lauf 1:	00:02.696 (10)	00:01.321 (8)	* ()	* ()	161.77 km/h (5)	01:04.280 (3)	114.81 km/h
Lauf 2:	00:02.529 (5)	00:01.254 (3)	00:40.622 (4)	00:18.769 (4)	162.88 km/h (4)	01:03.174 (3)	116.82 km/h
Lauf 3:	00:02.547 (7)	00:01.279 (6)	00:40.583 (2)	00:18.743 (2)	161.70 km/h (3)	01:03.152 (2)	116.86 km/h
Lauf 4:	00:02.465 (5)	00:01.270 (6)	00:41.013 (2)	00:18.622 (3)	162.93 km/h (4)	01:03.370 (4)	116.46 km/h
314 AUER Christian		BMW 2002 8V		DEU			
Lauf 1:	00:02.575 (3)	00:01.274 (3)	* ()	* ()	135.14 km/h (19)	01:05.478 (6)	112.71 km/h
Lauf 2:	00:02.458 (3)	00:01.256 (4)	00:42.021 (7)	00:19.833 (13)	152.48 km/h (11)	01:05.568 (7)	112.55 km/h
Lauf 3:	00:02.519 (5)	00:01.277 (4)	00:42.370 (7)	00:18.971 (6)	155.86 km/h (8)	01:05.137 (8)	113.30 km/h
Lauf 4:	00:02.475 (6)	00:01.245 (2)	00:42.222 (6)	00:18.922 (6)	155.04 km/h (9)	01:04.864 (8)	113.78 km/h
316 SCHÖNBORN Rainer		VW Golf 1		DEU			
Lauf 1:	00:02.698 (12)	00:01.325 (10)	* ()	* ()	163.90 km/h (3)	01:06.710 (8)	110.63 km/h
Lauf 2:	01:31.963 (22)	00:01.349 (15)	00:42.068 (8)	00:18.569 (3)	163.62 km/h (3)	02:33.949 (22)	47.94 km/h
Lauf 3:	00:02.698 (14)	00:01.289 (7)	* ()	* ()	163.07 km/h (2)	01:04.098 (4)	115.14 km/h
Lauf 4:	00:02.633 (11)	00:01.289 (7)	00:41.496 (3)	00:18.583 (2)	163.54 km/h (3)	01:04.001 (5)	115.31 km/h
318 RATH Fabien		Opel Risse Kadett C 16V		DEU			
Lauf 1:	00:02.815 (17)	00:01.350 (12)	* ()	* ()	155.99 km/h (7)	01:11.086 (15)	103.82 km/h
Lauf 2:	00:02.722 (15)	00:01.286 (5)	00:43.189 (9)	00:19.778 (12)	158.37 km/h (7)	01:06.975 (10)	110.19 km/h
Lauf 3:	00:02.722 (19)	00:01.300 (10)	00:43.050 (8)	00:19.151 (9)	158.58 km/h (6)	01:06.223 (11)	111.44 km/h
Lauf 4:	00:02.688 (14)	00:01.290 (8)	00:43.406 (9)	00:19.361 (9)	158.09 km/h (7)	01:06.745 (10)	110.57 km/h
319 WEISS Werner		Ford Escort RS 1800 BDA		DEU			
Lauf 1:	00:02.330 (1)	* ()	* ()	* ()	155.63 km/h (8)	01:04.875 (5)	113.76 km/h
Lauf 2:	00:02.285 (2)	00:01.160 (1)	00:41.194 (5)	00:19.230 (8)	154.69 km/h (9)	01:03.869 (5)	115.55 km/h
Lauf 3:	00:02.129 (1)	00:01.144 (1)	00:41.281 (4)	00:18.984 (7)	156.27 km/h (7)	01:03.538 (3)	116.15 km/h
Lauf 4:	00:02.173 (1)	00:01.153 (1)	00:41.633 (4)	00:19.109 (7)	155.78 km/h (8)	01:04.068 (6)	115.19 km/h
320 RUWE Mario		VW Golf II GTI 16V		DEU			
Lauf 1:	00:02.639 (6)	00:01.317 (7)	* ()	* ()	158.38 km/h (6)	01:10.495 (14)	104.69 km/h
Lauf 2:	00:02.585 (6)	00:01.304 (7)	00:46.337 (16)	00:19.918 (15)	158.90 km/h (6)	01:10.144 (15)	105.21 km/h
Lauf 3:	00:02.493 (3)	00:01.278 (5)	00:45.972 (15)	00:19.765 (13)	153.65 km/h (10)	01:09.508 (16)	106.17 km/h
Lauf 4:	00:02.414 (3)	00:01.262 (5)	00:46.255 (14)	00:19.541 (10)	158.80 km/h (6)	01:09.472 (14)	106.23 km/h
321 FLIK Thomas		Renault Clio 3 Cup		DEU			
Lauf 1:	00:02.727 (13)	00:01.348 (11)	* ()	* ()	151.97 km/h (12)	01:08.249 (12)	108.13 km/h
Lauf 2:	00:02.710 (13)	00:01.345 (14)	00:44.153 (13)	00:19.316 (10)	152.05 km/h (13)	01:07.524 (12)	109.29 km/h
Lauf 3:	00:02.634 (10)	00:01.337 (15)	00:43.710 (12)	00:19.164 (10)	153.24 km/h (11)	01:06.845 (12)	110.40 km/h
Lauf 4:	00:02.709 (16)	00:01.356 (15)	00:43.352 (8)	00:19.346 (8)	152.56 km/h (12)	01:06.763 (11)	110.54 km/h
325 ALT Holger		Ford Escort		DEU			
Lauf 1:	00:02.682 (8)	00:01.378 (15)	* ()	* ()	140.96 km/h (16)	01:12.221 (16)	102.19 km/h
Lauf 2:	00:02.635 (10)	00:01.351 (16)	00:46.680 (17)	00:20.543 (17)	142.36 km/h (17)	01:11.209 (16)	103.64 km/h
Lauf 3:	00:02.706 (15)	00:01.429 (20)	00:46.213 (16)	00:20.400 (17)	143.44 km/h (18)	01:10.748 (17)	104.31 km/h
Lauf 4:	* ()	* ()	* ()	* ()	* ()	DNS ()	*

DNS = nicht gestartet | DNF = ausgefallen | DNC = nicht gewertet | DSQ = disqualifiziert



www.berg-zeitnahme.de

Seite: 11 / 17





24. Int. ADAC Ibergrennen

29. - 30. Juni 2019

MC Heilbad Heiligenstadt e.V. im ADAC

37308 Heilbad Heiligenstadt

Strecke: L2022 in Richtung Kalteneber - Länge 2,050 km

Deutsche Automobil-Berg-Meisterschaft / DMSB Automobil-Berg-Cup
KW Berg-Cup / KW Berg-Cup National / NSU Bergpokal im KW Berg-Cup

DMSB

Reg. Nr. 19-2019

Training - Sektorzeiten & Speeds

	30m	30m-60m	Sektor 3	Sektor 4	Ziel-Speed	Laufzeit	Speed (Lauf)
326 PABST Johannes		Opel Kadett D		AUT			
Lauf 1:	00:02.801 (16)	00:01.440 (20)	* ()	* ()	105.46 km/h (21)	01:13.843 (17)	99.94 km/h
Lauf 2:	00:02.734 (16)	00:01.418 (20)	00:47.038 (18)	00:21.597 (20)	125.43 km/h (21)	01:12.787 (17)	101.39 km/h
Lauf 3:	00:02.816 (20)	00:01.362 (17)	00:46.490 (17)	00:20.719 (18)	146.47 km/h (16)	01:11.387 (18)	103.38 km/h
Lauf 4:	00:02.604 (9)	00:01.425 (18)	00:46.053 (12)	00:20.493 (15)	146.22 km/h (16)	01:10.575 (17)	104.57 km/h
327 HIRTE Michael		Renault Clio RS Cup		DEU			
Lauf 1:	00:02.690 (9)	00:01.375 (14)	* ()	* ()	140.79 km/h (18)	01:18.675 (21)	93.80 km/h
Lauf 2:	00:02.769 (17)	00:01.392 (18)	00:51.169 (22)	00:21.279 (18)	142.29 km/h (18)	01:16.609 (20)	96.33 km/h
Lauf 3:	00:03.037 (22)	00:01.429 (20)	00:51.237 (21)	00:21.507 (20)	141.22 km/h (20)	01:17.210 (22)	95.58 km/h
Lauf 4:	00:02.882 (20)	00:01.404 (17)	00:50.975 (18)	00:21.757 (17)	139.70 km/h (19)	01:17.018 (20)	95.82 km/h
329 SCHUG Martin		VW Golf 2 16 V		DEU			
Lauf 1:	00:02.598 (4)	00:01.302 (5)	* ()	* ()	142.37 km/h (15)	01:16.091 (20)	96.99 km/h
Lauf 2:	00:02.967 (21)	00:01.393 (19)	00:48.855 (20)	00:21.448 (19)	143.38 km/h (16)	01:14.663 (19)	98.84 km/h
Lauf 3:	00:02.627 (9)	00:01.315 (12)	00:48.510 (19)	00:21.201 (19)	145.14 km/h (17)	01:13.653 (20)	100.20 km/h
Lauf 4:	00:02.539 (8)	00:01.318 (13)	00:48.324 (16)	00:21.090 (16)	145.16 km/h (17)	01:13.271 (18)	100.72 km/h
333 HATEZIC Johann		Opel Ascona B Frank 8v		DEU			
Lauf 1:	00:02.823 (19)	00:01.259 (2)	* ()	* ()	152.07 km/h (11)	01:07.530 (10)	109.28 km/h
Lauf 2:	00:02.513 (4)	00:01.293 (6)	00:43.918 (12)	00:19.036 (7)	152.10 km/h (12)	01:06.760 (8)	110.55 km/h
Lauf 3:	00:02.521 (6)	00:01.242 (3)	00:43.311 (10)	00:18.995 (8)	151.01 km/h (14)	01:06.069 (10)	111.70 km/h
Lauf 4:	00:02.424 (4)	00:01.252 (4)	00:42.709 (7)	00:18.869 (4)	151.04 km/h (13)	01:05.254 (9)	113.10 km/h
335 BAYER Daniel		Opel Ziegler Kadett C Coupé 8V		DEU			
Lauf 1:	00:02.345 (2)	00:01.314 (6)	* ()	* ()	149.97 km/h (13)	01:07.129 (9)	109.94 km/h
Lauf 2:	00:02.254 (1)	00:01.304 (7)	00:43.900 (11)	00:19.314 (9)	150.41 km/h (14)	01:06.772 (9)	110.53 km/h
Lauf 3:	00:02.290 (2)	00:01.308 (11)	00:43.225 (9)	00:19.236 (11)	152.50 km/h (13)	01:06.059 (9)	111.72 km/h
Lauf 4:	00:02.273 (2)	00:01.315 (11)	00:46.581 (15)	00:19.673 (11)	146.72 km/h (15)	01:09.842 (15)	105.67 km/h
342 HELLBERG Marcel		VW Brügger Golf I 8V		DEU			
Lauf 1:	00:02.830 (20)	00:01.392 (16)	* ()	* ()	152.61 km/h (10)	01:06.459 (7)	111.05 km/h
Lauf 2:	00:02.716 (14)	00:01.308 (9)	00:41.664 (6)	00:18.913 (6)	154.58 km/h (10)	01:04.601 (6)	114.24 km/h
Lauf 3:	00:02.620 (8)	00:01.292 (8)	00:41.517 (6)	00:18.884 (4)	153.13 km/h (12)	01:04.313 (7)	114.75 km/h
Lauf 4:	00:02.683 (13)	00:01.300 (9)	00:41.657 (5)	00:18.886 (5)	153.25 km/h (11)	01:04.526 (7)	114.37 km/h
343 DANDL Michael		BMW Stengl 320 E30 8v		DEU			
Lauf 1:	00:02.815 (17)	00:01.324 (9)	* ()	* ()	95.02 km/h (22)	01:14.976 (19)	98.43 km/h
Lauf 2:	00:02.777 (18)	00:01.332 (12)	00:45.038 (15)	00:20.084 (16)	119.57 km/h (22)	01:09.231 (14)	106.60 km/h
Lauf 3:	00:02.707 (16)	00:01.296 (9)	00:44.917 (13)	00:20.122 (15)	118.30 km/h (22)	01:09.042 (15)	106.89 km/h
Lauf 4:	* ()	* ()	* ()	* ()	* ()	DNS ()	*
350 HÖRNIG Christof		Renault Clio 3 Cup		DEU			
Lauf 1:	00:02.944 (22)	00:01.413 (19)	* ()	* ()	140.83 km/h (17)	01:14.365 (18)	99.24 km/h
Lauf 2:	00:02.835 (19)	00:01.440 (21)	00:48.039 (19)	00:21.665 (21)	138.98 km/h (19)	01:13.979 (18)	99.76 km/h
Lauf 3:	00:02.820 (21)	00:01.427 (19)	00:47.281 (18)	00:20.270 (16)	142.90 km/h (19)	01:11.798 (19)	102.79 km/h
Lauf 4:	00:02.697 (15)	00:01.432 (19)	00:46.200 (13)	00:20.162 (14)	144.04 km/h (18)	01:10.491 (16)	104.69 km/h

DNS = nicht gestartet | DNF = ausgefallen | DNC = nicht gewertet | DSQ = disqualifiziert



www.berg-zeitnahme.de

Seite: 12 / 17



Training - Sektorzeiten & Speeds

	30m	30m-60m	Sektor 3	Sektor 4	Ziel-Speed	Laufzeit	Speed (Lauf)
351 LANIG Kai-Felix		Peugeot 206 S16 2RFR		DEU			
Lauf 1:	00:02.742 (14)	00:01.609 (21)	* ()	* ()	126.71 km/h (20)	01:19.992 (22)	92.26 km/h
Lauf 2:	00:02.933 (20)	00:01.579 (22)	00:50.686 (21)	00:22.781 (22)	132.79 km/h (20)	01:17.979 (21)	94.64 km/h
Lauf 3:	00:02.715 (18)	00:01.515 (22)	00:49.208 (20)	00:22.027 (21)	134.85 km/h (21)	01:15.465 (21)	97.79 km/h
Lauf 4:	00:02.852 (19)	00:01.515 (20)	00:49.426 (17)	00:21.982 (18)	134.57 km/h (20)	01:15.775 (19)	97.39 km/h

Gruppe E1-FIA,E1-BERG,H,FS,CTC/CGT bis 2000 ccm E1-Berg Diesel - Klasse 17

	30m	30m-60m	Sektor 3	Sektor 4	Ziel-Speed	Laufzeit	Speed (Lauf)
281 KOLLER Sepp		Alfa Romeo 147 Diesel		DEU			
Lauf 1:	00:03.331 (1)	00:01.599 (1)	* ()	* ()	138.74 km/h (1)	01:20.441 (1)	91.74 km/h
Lauf 2:	00:03.042 (1)	00:01.498 (1)	00:48.906 (1)	00:25.010 (1)	109.86 km/h (1)	01:18.456 (1)	94.07 km/h
Lauf 3:	00:02.948 (1)	00:01.490 (1)	00:50.961 (1)	00:22.062 (1)	132.81 km/h (1)	01:17.461 (1)	95.27 km/h
Lauf 4:	00:02.952 (1)	00:01.529 (1)	* ()	* ()	132.75 km/h (1)	01:16.997 (1)	95.85 km/h

Gruppe E1-FIA,E1-BERG,H,FS,CTC/CGT bis 3000 ccm - Klasse 18

	30m	30m-60m	Sektor 3	Sektor 4	Ziel-Speed	Laufzeit	Speed (Lauf)
251 GÖSER Günter		Opel Kadett C Coupé Böhm 16V		DEU			
Lauf 1:	00:02.537 (5)	* ()	* ()	* ()	169.74 km/h (2)	01:04.195 (1)	114.96 km/h
Lauf 2:	00:02.179 (3)	00:01.137 (2)	00:40.617 (1)	00:18.363 (1)	170.73 km/h (2)	01:02.296 (1)	118.47 km/h
Lauf 3:	00:02.154 (2)	00:01.143 (2)	00:41.018 (1)	00:18.575 (1)	171.05 km/h (3)	01:02.890 (1)	117.35 km/h
Lauf 4:	00:02.309 (3)	00:01.156 (2)	00:41.163 (1)	00:18.484 (1)	170.67 km/h (3)	01:03.112 (1)	116.93 km/h
253 GAPP Marcel		BMW M3 E36		DEU			
Lauf 1:	00:02.533 (4)	* ()	* ()	* ()	164.71 km/h (4)	01:04.208 (2)	114.94 km/h
Lauf 2:	00:02.458 (5)	00:01.253 (3)	00:40.745 (2)	00:18.778 (2)	163.58 km/h (4)	01:03.234 (2)	116.71 km/h
Lauf 3:	00:02.577 (7)	00:01.226 (3)	00:41.153 (2)	00:18.750 (2)	164.56 km/h (4)	01:03.706 (2)	115.84 km/h
Lauf 4:	* ()	* ()	* ()	* ()	* ()	DNS ()	*
262 WEBER Hauke		Audi 80 Quattro		DEU			
Lauf 1:	00:02.096 (1)	* ()	* ()	* ()	172.75 km/h (1)	01:04.978 (3)	113.58 km/h
Lauf 2:	00:02.011 (1)	00:01.095 (1)	00:41.877 (3)	00:19.211 (4)	172.42 km/h (1)	01:04.194 (3)	114.96 km/h
Lauf 3:	00:02.139 (1)	00:01.092 (1)	00:41.698 (3)	00:18.989 (3)	177.39 km/h (1)	01:03.918 (3)	115.46 km/h
Lauf 4:	00:02.039 (1)	00:01.098 (1)	00:41.335 (2)	00:18.995 (2)	176.47 km/h (1)	01:03.467 (2)	116.28 km/h
264 BÜRKER Felix		Opel Frank Kadett C		DEU			
Lauf 1:	00:02.513 (3)	00:01.274 (1)	* ()	* ()	146.71 km/h (8)	01:13.089 (8)	100.97 km/h
Lauf 2:	00:02.374 (4)	00:01.255 (4)	00:45.073 (7)	00:20.003 (8)	145.95 km/h (8)	01:08.705 (7)	107.42 km/h
Lauf 3:	00:02.408 (4)	00:01.253 (5)	00:44.990 (7)	00:19.410 (6)	152.46 km/h (6)	01:08.061 (7)	108.43 km/h
Lauf 4:	00:02.360 (4)	00:01.257 (4)	00:43.831 (4)	00:19.544 (4)	152.02 km/h (5)	01:06.992 (5)	110.16 km/h

DNS = nicht gestartet | DNF = ausgefallen | DNC = nicht gewertet | DSQ = disqualifiziert



Training - Sektorzeiten & Speeds

	30m	30m-60m	Sektor 3	Sektor 4	Ziel-Speed	Laufzeit	Speed (Lauf)
265 WEBER Michael	Audi 80 quattro		DEU				
Lauf 1:	00:02.142 (2)	* ()	* ()	* ()	168.47 km/h (3)	01:05.032 (4)	113.48 km/h
Lauf 2:	00:02.122 (2)	00:01.272 (5)	00:42.067 (4)	00:19.298 (5)	169.97 km/h (3)	01:04.759 (4)	113.96 km/h
Lauf 3:	00:02.157 (3)	00:01.244 (4)	00:42.117 (4)	00:19.345 (5)	171.84 km/h (2)	01:04.863 (4)	113.78 km/h
Lauf 4:	00:02.108 (2)	00:01.228 (3)	00:43.011 (3)	00:19.183 (3)	171.99 km/h (2)	01:05.530 (4)	112.62 km/h
266 WIRTH Alexander	Opel Ascona B		DEU				
Lauf 1:	00:02.776 (8)	00:01.323 (2)	* ()	* ()	147.43 km/h (7)	01:09.539 (5)	106.13 km/h
Lauf 2:	00:02.742 (8)	00:01.359 (7)	00:46.038 (8)	00:19.839 (6)	152.10 km/h (6)	01:09.978 (8)	105.46 km/h
Lauf 3:	00:02.542 (6)	00:01.369 (8)	00:45.356 (8)	00:19.673 (7)	145.37 km/h (8)	01:08.940 (8)	107.05 km/h
Lauf 4:	00:02.669 (7)	00:01.343 (5)	00:45.326 (6)	00:19.840 (6)	149.85 km/h (6)	01:09.178 (7)	106.68 km/h
267 MINUTH Nino	Opel Kadett C Coupé 2.5 8V		DEU				
Lauf 1:	00:02.694 (6)	00:01.345 (3)	* ()	* ()	147.80 km/h (6)	01:10.133 (6)	105.23 km/h
Lauf 2:	00:02.572 (6)	00:01.345 (6)	00:44.297 (6)	00:19.886 (7)	148.34 km/h (7)	01:08.100 (6)	108.37 km/h
Lauf 3:	00:02.511 (5)	00:01.340 (6)	00:44.019 (6)	00:19.807 (8)	147.89 km/h (7)	01:07.677 (6)	109.05 km/h
Lauf 4:	00:02.601 (6)	00:01.343 (5)	00:44.748 (5)	00:19.789 (5)	144.28 km/h (7)	01:08.481 (6)	107.77 km/h
269 HABICHT Daniel	BMW 325is		DEU				
Lauf 1:	00:02.723 (7)	00:01.463 (5)	* ()	* ()	136.08 km/h (9)	01:14.051 (9)	99.66 km/h
Lauf 2:	00:02.747 (9)	00:01.525 (9)	00:49.173 (9)	00:21.329 (9)	134.00 km/h (9)	01:14.774 (9)	98.70 km/h
Lauf 3:	00:02.746 (9)	00:01.537 (9)	00:48.059 (9)	00:21.022 (9)	134.78 km/h (9)	01:13.364 (9)	100.59 km/h
Lauf 4:	00:02.781 (8)	00:01.718 (8)	* ()	* ()	134.67 km/h (8)	01:14.004 (8)	99.72 km/h
270 BUDZISCH Felix	BMW 330is		DEU				
Lauf 1:	00:02.934 (9)	00:01.452 (4)	* ()	* ()	153.86 km/h (5)	01:10.746 (7)	104.32 km/h
Lauf 2:	00:02.626 (7)	00:01.371 (8)	00:42.581 (5)	00:19.171 (3)	156.68 km/h (5)	01:05.749 (5)	112.25 km/h
Lauf 3:	00:02.664 (8)	00:01.367 (7)	00:42.623 (5)	00:19.055 (4)	156.88 km/h (5)	01:05.709 (5)	112.31 km/h
Lauf 4:	00:02.559 (5)	00:01.351 (7)	* ()	* ()	156.43 km/h (4)	01:05.195 (3)	113.20 km/h

Gruppe E1-FIA,E1-BERG,H,FS,CTC/CGT über 3000 ccm - Klasse 19

	30m	30m-60m	Sektor 3	Sektor 4	Ziel-Speed	Laufzeit	Speed (Lauf)
210 HOVMANN Holger	Opel Kadett GT/R V8		DEU				
Lauf 1:	00:02.387 (2)	* ()	* ()	* ()	189.70 km/h (1)	00:59.830 (1)	123.35 km/h
Lauf 2:	00:02.377 (1)	00:01.129 (1)	00:38.950 (1)	00:18.282 (1)	196.45 km/h (1)	01:00.738 (1)	121.51 km/h
Lauf 3:	00:02.350 (2)	00:01.150 (2)	00:38.385 (1)	00:18.358 (1)	196.84 km/h (1)	01:00.243 (1)	122.50 km/h
Lauf 4:	00:02.212 (1)	00:01.114 (1)	00:37.386 (1)	00:17.814 (1)	198.59 km/h (1)	00:58.526 (1)	126.10 km/h
211 RÖCK Sabine	VW Golf I Turbo		DEU				
Lauf 1:	00:02.742 (4)	00:01.439 (2)	* ()	* ()	166.83 km/h (4)	01:07.342 (2)	109.59 km/h
Lauf 2:	00:02.580 (3)	00:01.368 (4)	00:42.488 (2)	00:19.137 (2)	165.45 km/h (4)	01:05.573 (2)	112.55 km/h
Lauf 3:	00:02.574 (4)	00:01.338 (4)	00:42.298 (2)	00:19.156 (2)	169.47 km/h (3)	01:05.366 (2)	112.90 km/h
Lauf 4:	00:02.514 (4)	00:01.366 (4)	00:42.484 (2)	00:18.872 (2)	171.07 km/h (3)	01:05.236 (2)	113.13 km/h

DNS = nicht gestartet | DNF = ausgefallen | DNC = nicht gewertet | DSQ = disqualifiziert



Training - Sektorzeiten & Speeds

	30m	30m-60m	Sektor 3	Sektor 4	Ziel-Speed	Laufzeit	Speed (Lauf)
212 SCHRÖRS Andrä		Lotus Esprit V8		DEU			
Lauf 1:	00:02.622 (3)	00:01.213 (1)	* ()	* ()	178.08 km/h (2)	01:09.537 (3)	106.13 km/h
Lauf 2:	00:02.576 (2)	00:01.135 (2)	00:46.913 (3)	00:19.597 (4)	177.13 km/h (2)	01:10.221 (3)	105.10 km/h
Lauf 3:	00:02.461 (3)	00:01.170 (3)	00:42.805 (3)	00:19.293 (3)	179.08 km/h (2)	01:05.729 (3)	112.28 km/h
Lauf 4:	00:02.241 (2)	00:01.139 (3)	00:44.509 (3)	00:19.787 (3)	176.08 km/h (2)	01:07.676 (3)	109.05 km/h
213 BERNHARD Rüdiger		Porsche 911 GT3 Cup		DEU			
Lauf 1:	00:02.378 (1)	* ()	* ()	* ()	169.11 km/h (3)	01:15.044 (4)	98.34 km/h
Lauf 2:	00:02.681 (4)	00:01.218 (3)	00:47.017 (4)	00:19.592 (3)	173.97 km/h (3)	01:10.508 (4)	104.67 km/h
Lauf 3:	00:02.306 (1)	00:01.116 (1)	00:45.690 (4)	00:20.193 (4)	166.76 km/h (4)	01:09.305 (4)	106.49 km/h
Lauf 4:	00:02.419 (3)	00:01.132 (2)	* ()	* ()	170.28 km/h (4)	01:09.723 (4)	105.85 km/h

Gruppe E2-SH über 2000 ccm - Klasse 21

	30m	30m-60m	Sektor 3	Sektor 4	Ziel-Speed	Laufzeit	Speed (Lauf)
197 HOFFMANN Klaus		Opel Astra DTM V8		DEU			
Lauf 1:	00:02.711 (4)	* ()	* ()	* ()	196.21 km/h (1)	00:59.214 (1)	124.63 km/h
Lauf 2:	00:02.586 (3)	00:01.181 (3)	00:36.884 (1)	00:17.547 (1)	191.20 km/h (1)	00:58.198 (1)	126.81 km/h
Lauf 3:	00:02.481 (2)	00:01.160 (2)	* ()	* ()	* ()	DNF ()	*
Lauf 4:	* ()	* ()	* ()	* ()	* ()	DNS ()	*
198 MANNING Mike		Ford Fiesta MK7		GBR			
Lauf 1:	00:01.950 (1)	* ()	* ()	* ()	155.76 km/h (4)	01:10.109 (4)	105.26 km/h
Lauf 2:	00:01.872 (1)	00:01.052 (1)	00:43.686 (4)	00:20.114 (4)	160.89 km/h (4)	01:06.724 (4)	110.60 km/h
Lauf 3:	00:01.876 (1)	00:01.277 (4)	00:43.527 (3)	00:19.653 (3)	162.32 km/h (3)	01:06.333 (3)	111.26 km/h
Lauf 4:	00:01.899 (1)	00:01.066 (1)	00:42.950 (3)	00:19.509 (3)	164.26 km/h (3)	01:05.424 (3)	112.80 km/h
199 MURRAY Keith		Audi R8		GBR			
Lauf 1:	00:02.533 (2)	00:01.219 (1)	* ()	* ()	187.38 km/h (2)	01:05.487 (3)	112.69 km/h
Lauf 2:	00:02.767 (4)	00:01.340 (4)	00:41.633 (3)	00:19.232 (3)	178.86 km/h (2)	01:04.972 (3)	113.59 km/h
Lauf 3:	00:02.981 (4)	00:01.270 (3)	00:42.035 (2)	00:18.502 (2)	179.52 km/h (1)	01:04.788 (2)	113.91 km/h
Lauf 4:	00:02.289 (2)	00:01.213 (3)	00:40.526 (2)	00:17.947 (2)	192.57 km/h (1)	01:01.975 (2)	119.08 km/h
200 KROLL Ralf		Silver Car S2 G EVO		DEU			
Lauf 1:	00:02.657 (3)	* ()	* ()	* ()	165.21 km/h (3)	01:00.467 (2)	122.05 km/h
Lauf 2:	00:02.400 (2)	00:01.173 (2)	00:39.183 (2)	00:17.928 (2)	163.54 km/h (3)	01:00.684 (2)	121.61 km/h
Lauf 3:	00:02.540 (3)	00:01.141 (1)	00:38.953 (1)	00:17.689 (1)	166.10 km/h (2)	01:00.323 (1)	122.34 km/h
Lauf 4:	00:02.405 (3)	00:01.174 (2)	00:38.888 (1)	00:17.854 (1)	164.28 km/h (2)	01:00.321 (1)	122.35 km/h

DNS = nicht gestartet | DNF = ausgefallen | DNC = nicht gewertet | DSQ = disqualifiziert



Training - Sektorzeiten & Speeds

Gruppe E2-SC,C3,CN,CSC bis 2000 ccm - Klasse 22

	30m	30m-60m	Sektor 3	Sektor 4	Ziel-Speed	Laufzeit	Speed (Lauf)
26 CONRAD Thomas	CRS MTK S5/7		DEU				
Lauf 1:	00:02.065 (1)	* ()	* ()	* ()	176.28 km/h (1)	00:57.410 (1)	128.55 km/h
Lauf 2:	00:02.045 (2)	00:01.097 (4)	00:36.562 (1)	00:17.001 (1)	175.93 km/h (1)	00:56.705 (1)	130.15 km/h
Lauf 3:	00:02.005 (2)	00:01.051 (2)	00:36.507 (1)	00:17.021 (1)	175.38 km/h (1)	00:56.584 (1)	130.43 km/h
Lauf 4:	00:02.030 (2)	00:01.044 (1)	00:36.567 (1)	00:16.865 (1)	175.88 km/h (1)	00:56.506 (1)	130.61 km/h
27 UENZEN Hendrik	Norma NHM M20 F		DEU				
Lauf 1:	00:02.081 (2)	* ()	* ()	* ()	162.38 km/h (3)	01:08.185 (4)	108.23 km/h
Lauf 2:	00:01.991 (1)	00:01.050 (2)	00:41.425 (4)	00:18.836 (4)	164.76 km/h (4)	01:03.302 (4)	116.58 km/h
Lauf 3:	00:01.952 (1)	00:01.044 (1)	00:43.594 (4)	00:18.399 (3)	166.80 km/h (3)	01:04.989 (4)	113.56 km/h
Lauf 4:	00:01.962 (1)	00:01.058 (3)	00:40.134 (4)	00:18.015 (3)	165.26 km/h (4)	01:01.169 (4)	120.65 km/h
28 GEBHARD Dino	Norma M20F		DEU				
Lauf 1:	00:02.312 (4)	* ()	* ()	* ()	171.32 km/h (2)	01:02.172 (3)	118.70 km/h
Lauf 2:	00:02.178 (4)	00:01.063 (3)	00:39.890 (3)	00:17.920 (2)	171.25 km/h (2)	01:01.051 (3)	120.88 km/h
Lauf 3:	00:02.201 (3)	00:01.079 (4)	00:39.755 (3)	00:18.044 (2)	170.88 km/h (2)	01:01.079 (3)	120.83 km/h
Lauf 4:	00:02.192 (4)	00:01.056 (2)	00:39.183 (3)	00:17.878 (2)	171.55 km/h (2)	01:00.309 (2)	122.37 km/h
29 LETMADE Bernd	Norma M20		DEU				
Lauf 1:	00:02.090 (3)	* ()	* ()	* ()	128.88 km/h (5)	01:02.087 (2)	118.87 km/h
Lauf 2:	00:02.048 (3)	00:01.047 (1)	00:38.913 (2)	00:18.142 (3)	169.26 km/h (3)	01:00.150 (2)	122.69 km/h
Lauf 3:	00:02.208 (4)	00:01.056 (3)	00:39.296 (2)	00:18.407 (4)	166.42 km/h (4)	01:00.967 (2)	121.05 km/h
Lauf 4:	00:02.135 (3)	00:01.061 (4)	00:38.989 (2)	00:18.867 (4)	166.82 km/h (3)	01:01.052 (3)	120.88 km/h
30 COLLISI Stephan	Behnke Condor BMW		DEU				
Lauf 1:	00:02.415 (5)	00:01.237 (1)	* ()	* ()	145.21 km/h (4)	01:12.264 (5)	102.13 km/h
Lauf 2:	00:02.379 (5)	00:01.240 (5)	00:48.765 (5)	00:20.319 (5)	147.47 km/h (5)	01:12.703 (5)	101.51 km/h
Lauf 3:	00:02.465 (5)	00:01.278 (5)	* ()	* ()	146.79 km/h (5)	01:12.008 (5)	102.49 km/h
Lauf 4:	00:02.444 (5)	00:01.249 (5)	00:46.585 (5)	00:19.894 (5)	146.75 km/h (5)	01:10.172 (5)	105.17 km/h

Gruppe E2-SC,C3,CN,CSC über 2000 ccm bis 3000 ccm - Klasse 23

	30m	30m-60m	Sektor 3	Sektor 4	Ziel-Speed	Laufzeit	Speed (Lauf)
18 BEHNKE Michael	Osella PA20 Cosworth		DEU				
Lauf 1:	00:02.435 (2)	00:01.259 (1)	* ()	* ()	173.32 km/h (2)	01:04.986 (2)	113.56 km/h
Lauf 2:	* ()	* ()	* ()	* ()	* ()	DNS ()	*
Lauf 3:	00:02.510 (2)	00:01.146 (2)	00:38.190 (2)	00:17.679 (2)	185.43 km/h (2)	00:59.525 (2)	123.98 km/h
Lauf 4:	* ()	* ()	* ()	* ()	* ()	DNS ()	*
19 HIN Alexander	Osella PA30		DEU				
Lauf 1:	00:02.399 (1)	* ()	* ()	* ()	196.40 km/h (1)	00:54.596 (1)	135.17 km/h
Lauf 2:	00:02.360 (1)	00:01.035 (1)	00:33.897 (1)	00:15.787 (1)	195.83 km/h (1)	00:53.079 (1)	139.04 km/h
Lauf 3:	00:02.427 (1)	00:01.011 (1)	00:33.670 (1)	00:16.053 (1)	197.14 km/h (1)	00:53.161 (1)	138.82 km/h
Lauf 4:	00:02.522 (1)	00:01.034 (1)	00:33.859 (1)	00:15.962 (1)	196.11 km/h (1)	00:53.377 (1)	138.26 km/h

DNS = nicht gestartet | DNF = ausgefallen | DNC = nicht gewertet | DSQ = disqualifiziert



Training - Sektorzeiten & Speeds

Gruppe D,E2-SS,Hist. Formelfzg. bis 2000 ccm - Klasse 24

	30m	30m-60m	Sektor 3	Sektor 4	Ziel-Speed	Laufzeit	Speed (Lauf)
9 TRIEBSTEIN Christian	Dallara F302		DEU				
Lauf 1:	00:02.148 (3)	* ()	* ()	* ()	177.84 km/h (2)	00:55.303 (1)	133.45 km/h
Lauf 2:	00:02.201 (4)	00:01.050 (3)	00:36.038 (1)	00:16.882 (1)	176.41 km/h (3)	00:56.171 (1)	131.38 km/h
Lauf 3:	00:02.140 (2)	00:01.049 (3)	00:35.715 (1)	00:16.950 (2)	176.86 km/h (3)	00:55.854 (1)	132.13 km/h
Lauf 4:	00:02.024 (2)	00:01.039 (4)	00:35.693 (1)	00:16.941 (2)	177.65 km/h (4)	00:55.697 (1)	132.50 km/h
10 LANG Georg	MSW HS-001		DEU				
Lauf 1:	00:02.487 (6)	* ()	* ()	* ()	183.85 km/h (1)	00:59.236 (2)	124.59 km/h
Lauf 2:	00:02.204 (5)	00:01.135 (6)	00:37.618 (2)	00:17.344 (3)	185.46 km/h (1)	00:58.301 (2)	126.58 km/h
Lauf 3:	00:02.256 (5)	00:01.058 (4)	00:36.638 (2)	00:17.102 (3)	186.67 km/h (1)	00:57.054 (3)	129.35 km/h
Lauf 4:	00:02.241 (6)	00:01.038 (3)	00:36.546 (2)	00:16.936 (1)	188.94 km/h (1)	00:56.761 (2)	130.02 km/h
12 VOSS Andreas	Tatuus Formel		DEU				
Lauf 1:	00:01.839 (1)	* ()	* ()	* ()	173.67 km/h (3)	01:02.720 (4)	117.67 km/h
Lauf 2:	00:02.117 (3)	00:00.995 (1)	00:40.775 (5)	00:18.151 (5)	176.00 km/h (4)	01:02.038 (5)	118.96 km/h
Lauf 3:	00:02.278 (6)	00:01.002 (1)	00:39.931 (5)	00:17.617 (5)	175.10 km/h (4)	01:00.828 (5)	121.33 km/h
Lauf 4:	00:01.992 (1)	00:00.989 (1)	00:38.887 (4)	00:17.437 (4)	178.23 km/h (3)	00:59.305 (5)	124.44 km/h
14 RAHN Patrick	Dallara F306		DEU				
Lauf 1:	00:02.420 (5)	* ()	* ()	* ()	169.40 km/h (5)	01:01.364 (3)	120.27 km/h
Lauf 2:	00:02.281 (6)	00:01.091 (4)	00:38.760 (3)	00:17.322 (2)	161.44 km/h (5)	00:59.454 (3)	124.13 km/h
Lauf 3:	00:02.188 (4)	00:01.043 (2)	00:36.956 (3)	00:16.839 (1)	171.39 km/h (5)	00:57.026 (2)	129.41 km/h
Lauf 4:	00:02.117 (4)	00:01.046 (5)	00:36.627 (3)	00:17.080 (3)	169.49 km/h (5)	00:56.870 (3)	129.77 km/h
15 BEHNKE Peter	Tatuus-LRM Master		DEU				
Lauf 1:	00:02.281 (4)	* ()	* ()	* ()	173.20 km/h (4)	01:05.642 (6)	112.43 km/h
Lauf 2:	00:02.062 (2)	00:01.041 (2)	00:38.995 (4)	00:17.528 (4)	178.90 km/h (2)	00:59.626 (4)	123.77 km/h
Lauf 3:	00:02.158 (3)	00:01.059 (5)	00:38.274 (4)	00:17.188 (4)	177.92 km/h (2)	00:58.679 (4)	125.77 km/h
Lauf 4:	00:02.185 (5)	00:01.034 (2)	* ()	* ()	180.89 km/h (2)	00:57.366 (4)	128.65 km/h
16 MEIERS Robert	Formel Renault 2.0		DEU				
Lauf 1:	00:02.147 (2)	* ()	* ()	* ()	160.10 km/h (6)	01:05.102 (5)	113.36 km/h
Lauf 2:	00:02.034 (1)	00:01.099 (5)	00:41.175 (6)	00:18.782 (6)	160.90 km/h (6)	01:03.090 (6)	116.98 km/h
Lauf 3:	00:01.935 (1)	00:01.125 (6)	00:41.271 (6)	00:18.751 (6)	161.45 km/h (6)	01:03.082 (6)	116.99 km/h
Lauf 4:	00:02.097 (3)	00:01.121 (6)	00:42.189 (5)	00:18.799 (5)	161.32 km/h (6)	01:04.206 (6)	114.94 km/h

Gruppe D,E2-SS,Hist. Formelfzg. über 2000 ccm bis 3000 ccm - Klasse 25

	30m	30m-60m	Sektor 3	Sektor 4	Ziel-Speed	Laufzeit	Speed (Lauf)
5 SIMON Bernd	Reynard 97		DEU				
Lauf 1:	00:02.507 (1)	* ()	* ()	* ()	184.62 km/h (1)	01:07.732 (1)	108.96 km/h
Lauf 2:	00:02.348 (1)	00:01.073 (1)	00:41.223 (1)	00:17.620 (1)	189.30 km/h (1)	01:02.264 (1)	118.53 km/h
Lauf 3:	00:02.301 (1)	00:01.037 (1)	00:38.663 (1)	00:17.221 (1)	186.92 km/h (1)	00:59.222 (1)	124.62 km/h
Lauf 4:	00:02.341 (1)	00:01.054 (1)	00:39.585 (1)	00:17.162 (1)	185.89 km/h (1)	01:00.142 (1)	122.71 km/h

DNS = nicht gestartet | DNF = ausgefallen | DNC = nicht gewertet | DSQ = disqualifiziert



Rene Trautvetter (RL)
Druck: 29.06.2019 - 18:01

Thomas Stoll (Zeitnahme)
Seite: 17 / 17